



LCS³

WALL MOUNTING ENCLOSURE

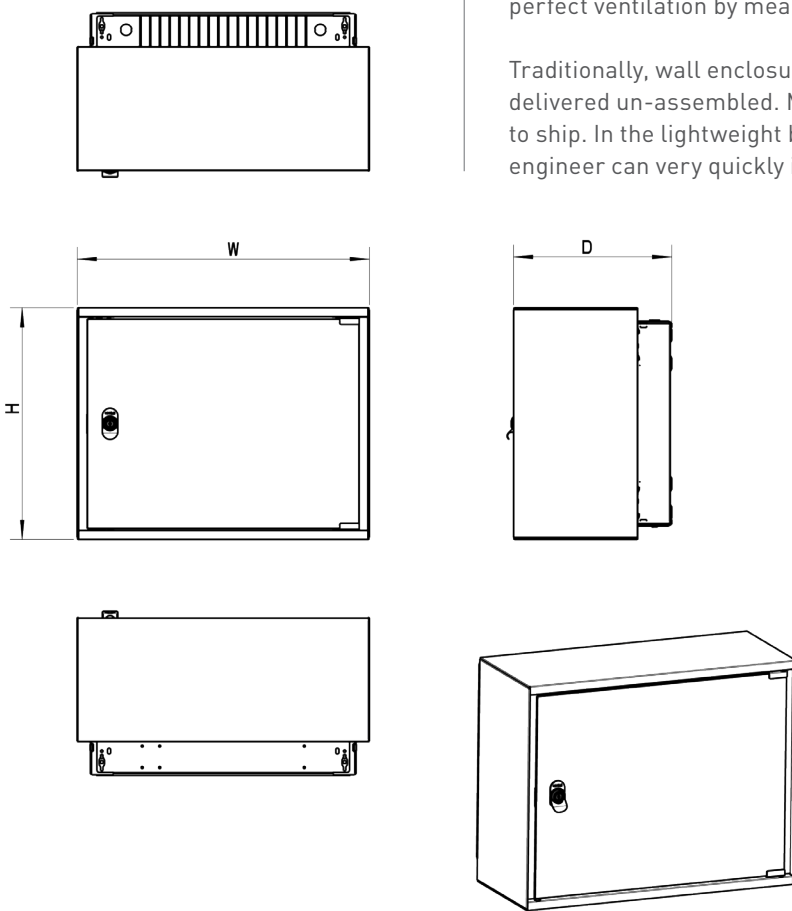


LCS³ Wall mounting enclosures with glass door



The wall mounting enclosures have been specially developed to allow building-related IT networks to be installed and managed as quickly and efficiently as possible. The optimal accessibility is an important aspect for everyone who is involved in installing the network. Important features are the floating construction and the perfect ventilation by means of natural convection through front and rear.

Traditionally, wall enclosures are delivered assembled. However, MWE's are delivered un-assembled. MWE's are conveniently packed in boxes, which are easy to ship. In the lightweight box, you will find the enclosure and wall fastening. One engineer can very quickly install the enclosure without assistance.



The basic frame consists of a wall element with an integrated strain relief profile, four bars running front to back, two cable entry plates (top and bottom) and a set (2 pcs) of 19-inch profiles. The depth of the 19-inch profiles can be adjusted in steps of 50 mm. The cable holes always fit because the installation engineer can change their size on the spot thanks to the handy bend-away fingers. The 19-inch profiles have a pattern of holes on the side to allow accessories to be fitted. The casing consists of two identical upper and lower panels with ventilation slots at the rear, two identical side panels and a Securit glass door with an EK-333 cylinder lock with a handle.

Width: 600 mm • Colour: RAL 9011 • Finishing: Powder coating • Max. load: 100 kg



RAL 9011

WALL MOUNTING ENCLOSURES	Capacity	Width in mm	Depth in mm	Height in mm
4 461 80	6U	600	525	342
4 461 81	9U	600	525	476
4 461 82	9U	600	625	476
4 461 83	12U	600	525	609
4 461 84	12U	600	625	609
4 461 85	15U	600	525	742
4 461 86	15U	600	625	742
4 461 87	21U	600	625	1009

Delivery consists of: 1 rear plate, 4 depthwise bars, 2 cable entry plates, 2 19" profiles, 2 roof and floor plates, 2 side panels, 1 glass door, 1 assembly set, including assembly guide

Cable entry strip for wall mounting enclosure

For dust-free cable entry, instead of the top and/or bottom cable entry plate. Suitable for wall mounting enclosure




	Description
4 461 90	Cable entry strip for MWE wall enclosure

Delivery consists of: 1 (360 mm) cable entry brush, including fastenings

Corner guide set

The corner guide set supports heavy 19" equipment. The corners are fitted to the sides of the 19" profiles and therefore do not use up any height units in the front plane. Suitable for wall mounting enclosure.




Material: Sheet steel
Colour: Sendzimir

	Height unit (U)	Max. load
4 461 91	1	50

Delivery consists of: 1 corner guide support (left), 1 corner guide support (right), including fastening materials

Roof plate with integrated fan unit


This fan unit can be added as an option to generate a forced flow of cooling air through the wall mounting enclosure. To do that, the existing roof panel must be removed and replaced with this Cat.No. The 4 460 98 thermostat can be used in combination with this roof plate.



	Depth in mm	Colour
4 461 92	525	RAL 9011
4 461 93	625	RAL 9011

Delivery consists of: 1 roof plate with 2 fan units, including assembly materials





FOLLOW US TOO ON

@ website: www.legrand.eg

f [legrand](#)

📷 [legrandegypt](#)



EMB Electrical Industries S.A.E.

Headquarter office

Pyramids Heights Office Park
KM 22 Cairo - Alex. desert road
Building 1B, 12556
Tel.: +202 3536 0000
Fax: +202 3536 0001
www.legrand.eg